

Dentistry Scientific Day Application

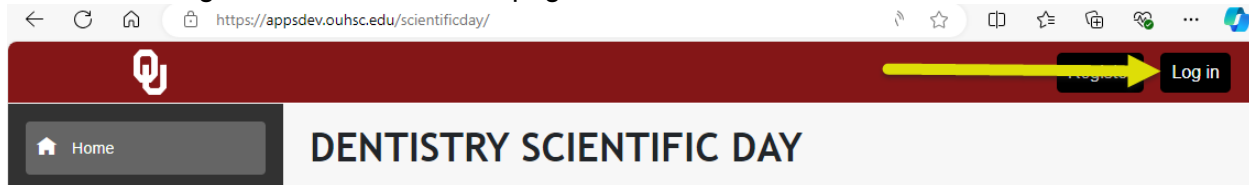
User Authentication Guide

Rev. 01/19/26

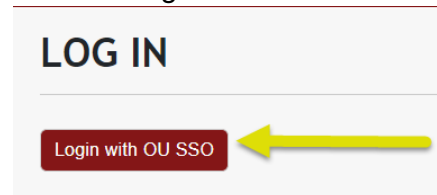
Access the Dentistry Scientific Day application at <https://apps.ouhsc.edu/scientificday>.

If you used the application for Scientific Day 2025:

Choose the Login button on the Home page:




Click the Login with OU SSO button:

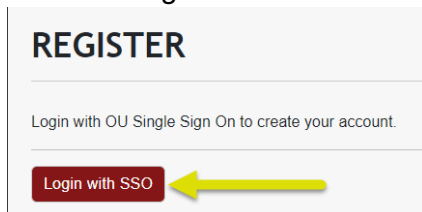


If this is the first Scientific Day event you are attending:

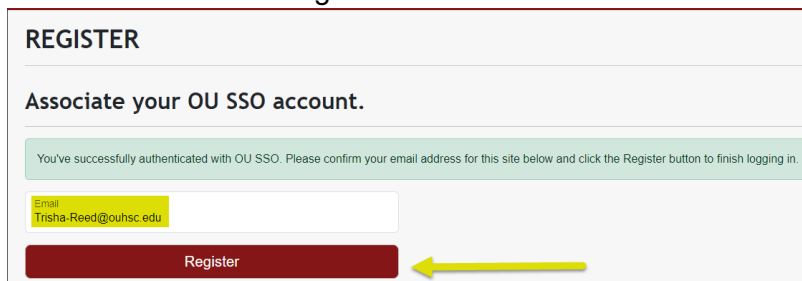
1. Choose the Register button on the Home page:



2. Click the Login with SSO button:

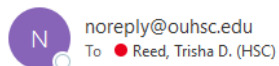


3. Your @ou.edu email address should automatically populate the Register screen. Confirm your address is correct and click the Register button:



4. Go to your @ou.edu email account and find the email with subject = "Confirm your email", from sender = noreply@ouhsc.edu. Open the message and click the hyperlink to finish registering your Dentistry Scientific Day application account:

Confirm your email



Thank you for registering on the OUHSC portal. Please confirm your account by [clicking here](#).




5. Return to the Scientific Day application and you should see this message:

CONFIRM EMAIL


Thank you for confirming your email.

6. Click the Log Out button to exit the application

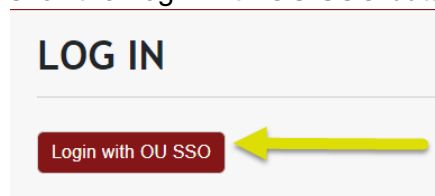


7. You are now ready to login to the application using the same process that will be followed for all subsequent logins:

Choose the Login button on the Home page:



Click the Login with OU SSO button:



Need help?

- Call Informatics at (405) 271-3694, option 2
- Submit ticket in the Dentistry Support Portal: [College of Dentistry - Client Portal Home](#)
 - Category = Informatics
 - Service = General Request